





# CULTIVADOR






**L13A DOBLE NERVIOS BORO**

A	B		KG		PALLET
275	225	9	2,200	M12	500





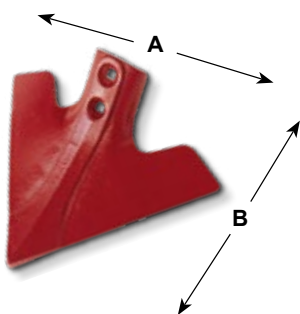
**L93 DOBLE NERVIOS BORO**

A	B		KG		PALLET
360	260	9	2,800	M12	400





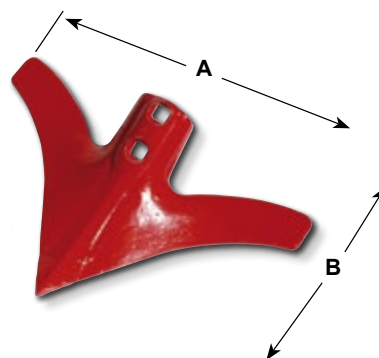
**L5050 DOBLE NERVIOS BORO**

A	B		KG		PALLET
310	230	9	2,350	M12	500





**L13B CN8**

A	B		KG		PALLET
325	285	8	2,850	M12	400

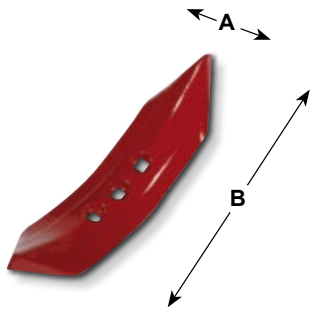


**L593 CN8**

A	B		KG		PALLET
355	240	8	2,400	M12	400

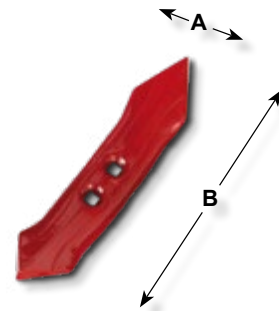


# CULTIVADOR



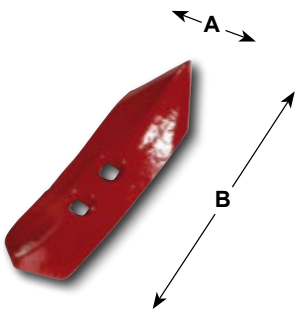
**L35CCN**

A	B		KG		PALLET
90	350	12	2,200	M12	500



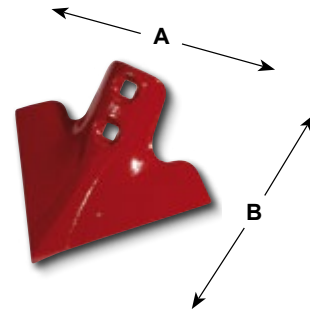
**L35BCN 2A / L35BCN 3A**

A	B		KG		PALLET
75	335	10	2,000	M12	600



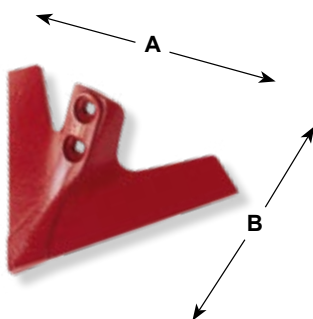
**L35ACN**

A	B		KG		PALLET
65	265	8	1,000	M12	500



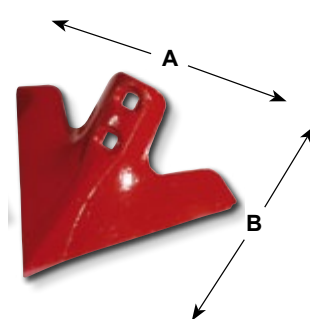
**LI3-0**

A	B		KG		PALLET
190	240	5	1,400	12	600



**L5050CN8**

A	B		KG		PALLET
310	220	8	2,215	M12	500

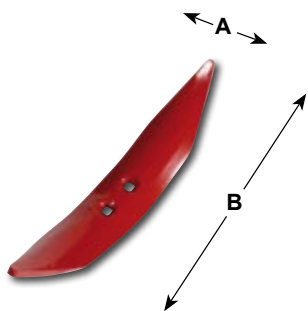




**LI3ACN8 / LI3ACN6**

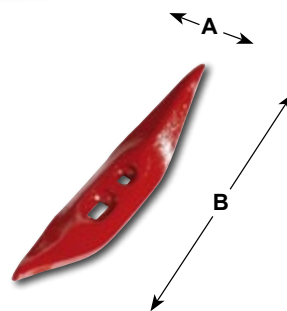
A	B		KG		PALLET
270	210	8	2,000	M12	550
270	210	6	1,600	M12	600






# CHISEL SEMICHISEL





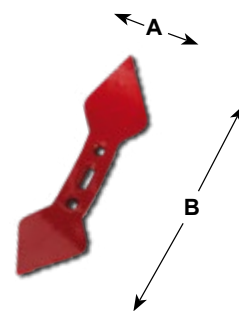
<b>L37B</b>					
A	B		KG		PALLET
70	385	12	2,090	M12	600





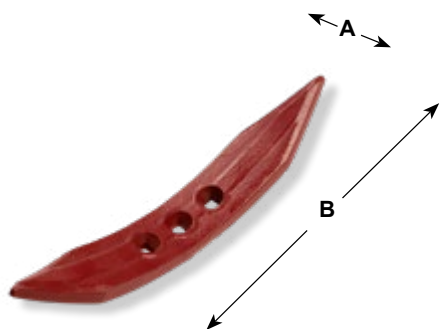
<b>LR-5CN</b>					
A	B		KG		PALLET
70	400	20	2,500	M12	550





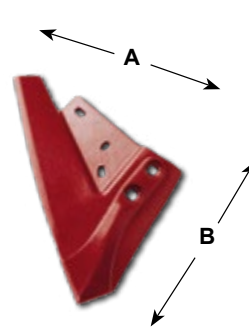
<b>L POT</b>					
A	B		KG		PALLET
80	295	12	2,065	M12	500





<b>L577CN(3A)</b>					
A	B		KG		PALLET
135	450	20	3,000	M12	350



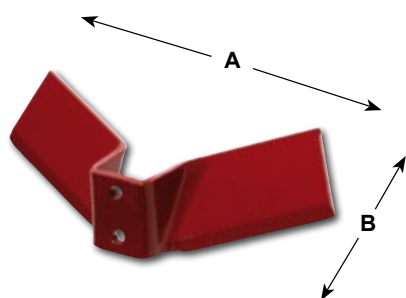
<b>L 571</b>					
A	B		KG		PALLET
60	400	18	2,630	M12	300





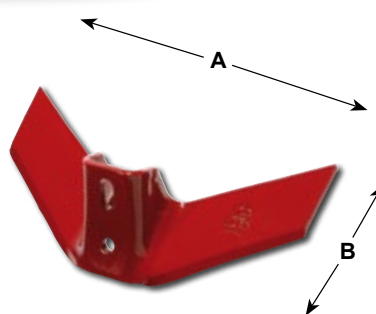
<b>LVE CN8</b>					
A	B		KG		PALLET
285	250	8	2,500	M12	400



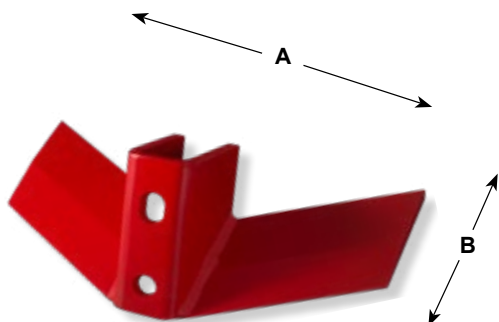
# CHISEL SEMICHISEL





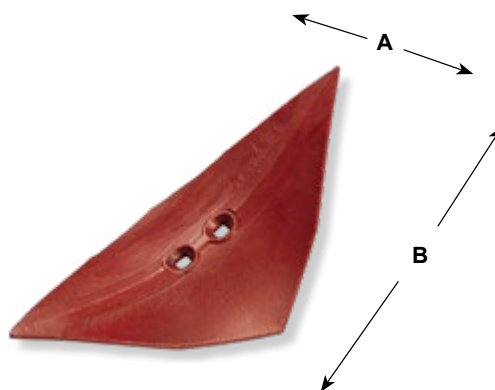
REJA DE ALA INCLINADA					
A	B		KG		PALLET
320	180	8	2,035	M12	500






REJA DE ALA PLANA					
A	B		KG		PALLET
350	150	8	2,200	M12	500





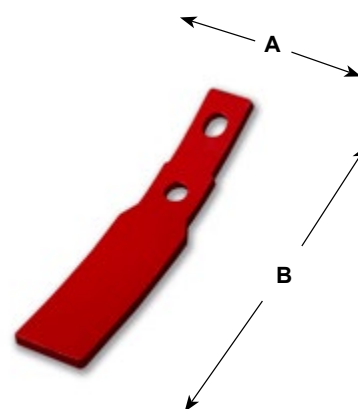
REJA ALA FRANCIA					
A	B		KG		PALLET
280	100	8	2,250	M12	250





ROMBO LRG					
A	B		KG		PALLET
370	240	10	3,580	M12	400

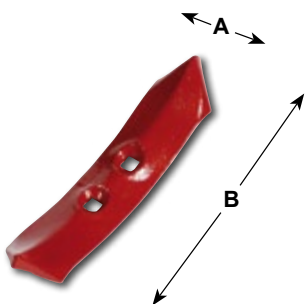


PROTECTOR PARA BRAZO					
A	B		KG		PALLET
140	370	10	1,830	M12	300

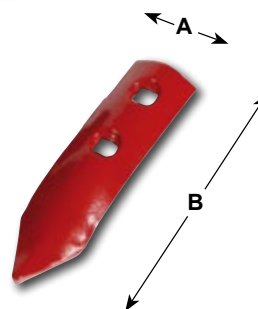


PROTECTOR PARA BRAZO GIL					
A	B		KG		PALLET
40	185	6	0,250	M12	500

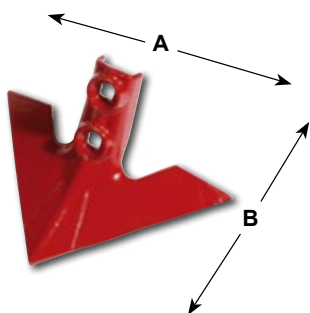




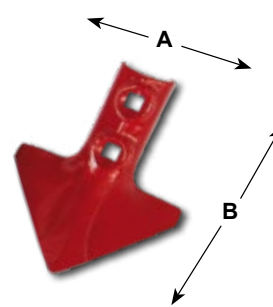
L49CN					
A	B		KG		PALLET
50	220	8	0,560	M10	600



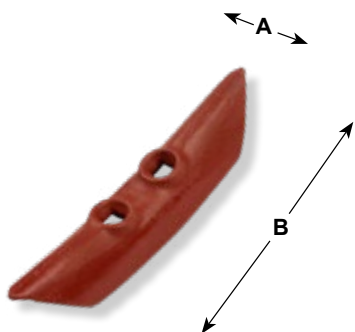
L29CN					
A	B		KG		PALLET
45	170	7	0,300	M10	600



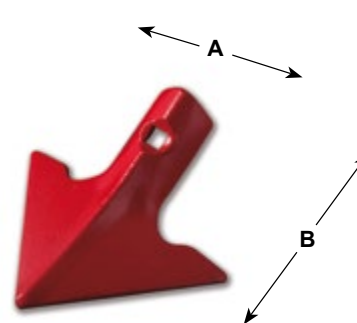
L47CN					
A	B		KG		PALLET
210	150	6	0,650	M10	800



L553CN					
A	B		KG		PALLET
136	150	6	0,520	M10	500



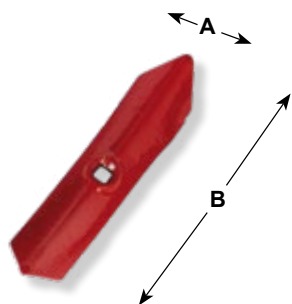
L22					
A	B		KG		PALLET
42	212	4	0,410	M10	500



L552 CN					
A	B		KG		PALLET
155	175	6	0,550	M10	500

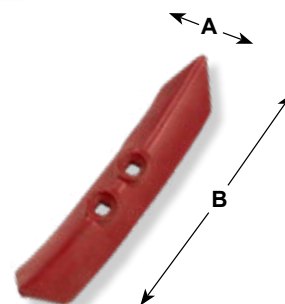


# VIBROCULTIVADOR



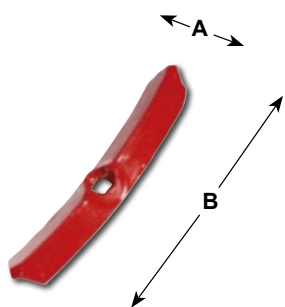
**L500CN**

A	B		KG		PALLET
58	260	6	0,710	M10	600




**L500CN2**

A	B		KG		PALLET
58	260	6	0,710	M10	600



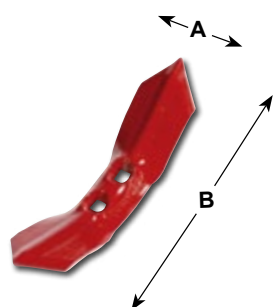
**L543CN**

A	B		KG		PALLET
35	200	6	0,315	M10	600




**L544CN**

A	B		KG		PALLET
105	120	6	0,310	M10	600



**L502CN VIBRO**

A	B		KG		PALLET
70	288	8	1,200	M12	1.000



**L599CN VIBRO**

A	B		KG		PALLET
260	225	8	1,850	M12	500

