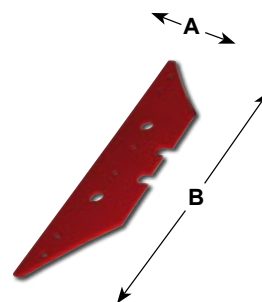
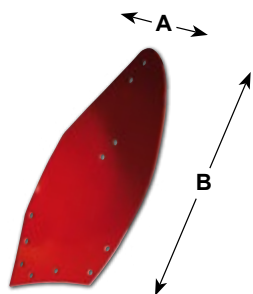






ARADO

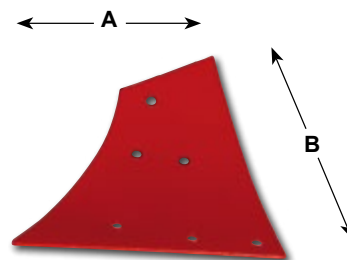
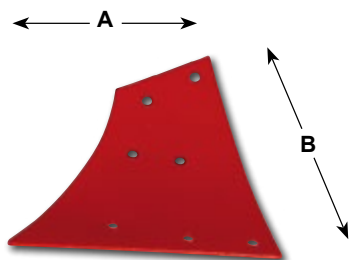


VERTEDERAS



A	B		KG		PALLET
440	980	8	20,700	M14	25

COSTANERAS



A	B		KG		PALLET
170	566	11	5,250	M14	100
170	746	11	7,900	M14	100

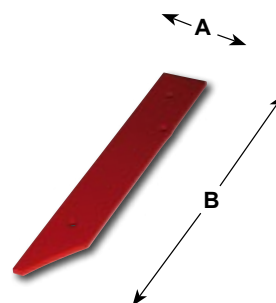
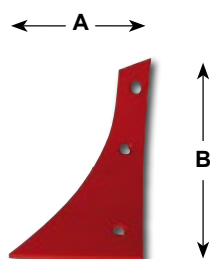


BOCATEJAS



A	B		KG		PALLET
290	370	8	4,900	M12	250

BOCATEJAS



A	B		KG		PALLET
320	320	8	3,950	M12	250



TRIÁNGULOS

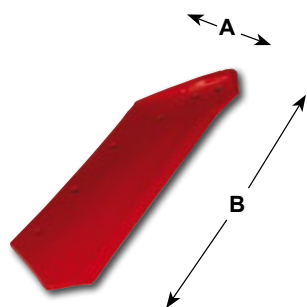
A	B		KG		PALLET
350	340	8	1,600	M12	250

TALONERAS



A	B		KG		PALLET
90	580	12	3,000	M12	250
90	760	12	3,500	M12	250




ARADO






CUCHILLAS

A	B		KG		PALLET
165	525	12	6,270	M14	250






PUNTA KV

A	B		KG		PALLET
260	65	12	1,300	M12	500
260	65	14	1,540	M12	500





PUNTA GIL

A	B		KG		PALLET
240	60	12	1,000	M12	500

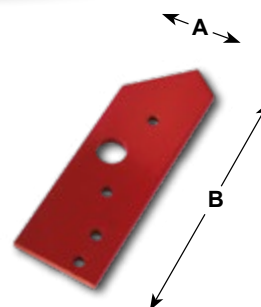
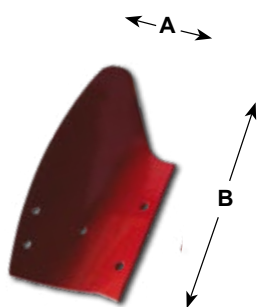


PUNTA KHUN



A	B		KG		PALLET
80	280	12	2,000	M12	500





OVLAC-MINI

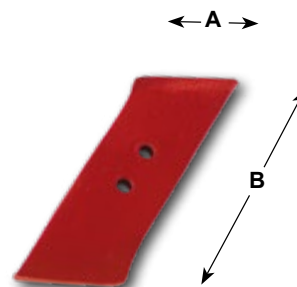
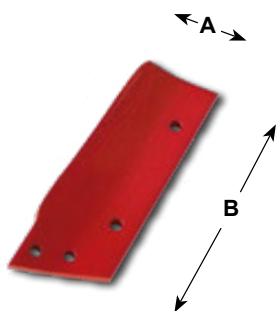


VERTEDERAS



A	B		KG		PALLET
210	427	7	6,300	M14	50

COSTANERAS



A	B		KG		PALLET
90	330	12	2,370	M14	250



CUCHILLAS

A	B		KG		PALLET
97	411	11	3,000	M14	250

PUNTAS

A	B		KG		PALLET
65	260	12	1,300	M12	500

